

FPQ10 Accessories

Vehicle / Wall -Cradle

Desktop Docking

Bumper

Handstrap


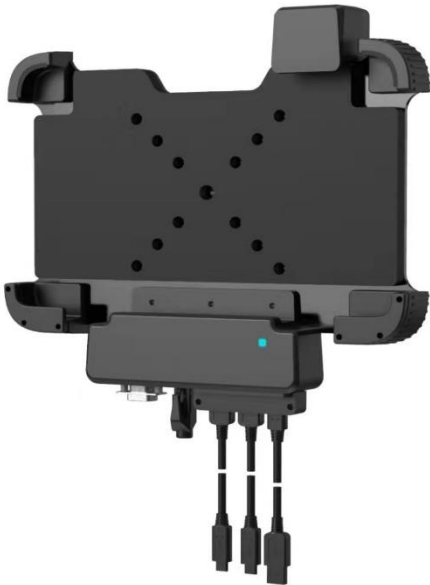
Digital Pen

Bluetooth Card Reader




(Active Wall) / Vehicle cradle (available with and without electronics)

Rated input voltage	DC 9V-36V \pm 5%, external DC-DC-converter with cable-set
Rated input current	9V/3A 27W, screwable connector
LED indicator	Power status indication
Data interface	2x USB2.0, 1x USB-C (Power), 1x RJ45-LAN, 1x RS232
Security	integrated key-lock against vandalism
range of working temperature	-20°C~ +50°C
Operating humidity range	5% to 95% RH Non-condensing state
Storage temperature	-20°C~ +60°C
Storage humidity	<95%RH
Cooling method	Natural convection
IP Protection	IP30
Reliability	0.8m fall to the concrete floor
Spring pin connector	On resistance < 100m Ω
Anti-static level	Contact Static Test < 8KV
Weight	285g
Dimensions	282.8mm*40.5mm*218.5mm
Standard accessories	Packaging material, screws* (on demand), anti-drop clip set



Optional: VESA Mounting



Desktop Docking

DC in	DC 9V-36V (3A (MAX)
Data interface	2x USB2.0, 1x RS232, 1x RS384, 1xRJ45, 1x DC-input
range of working temperature	-10°C~ +50°C
storage temperature	-20°C~ +60°C
Working humidity range	5% to 95% RH Non-condensing state
IP protection / Reliability	IP30 / 0.8m falling to the concrete floor
Spring pin connector	On resistance < 100mΩ
Anti-static grade	Contact static test < 8KV
Weight	280g
Dimensions	180 mm×120mm×50,5mm
Standard accessories	Universal adapter×1, packaging material



Instructions for use

- Place the whole machine on a single-type charger;
- Using AC power, insert the AC plug of the matching power adapter into a standard socket and make it contact well;
- The DC end is connected to the base, and the indicator light is red at this time, indicating that the power of the base is connected;
- The charging status of the Athena Pad Air is subject to the Athena Pad Air charging indicator, that is, the red light is on to indicate that it is charging, and the green light is on to indicate that the battery is fully charged.

- Before using this equipment, please carefully read the product instructions and product surface markings;
- During use, keep away from heat and high voltage, avoid children playing with the equipment, and do not hit the charger;
- Please keep the spring pin connector clean. Do not allow other metal objects to directly touch the spring pin connector of the charger during use, otherwise it may be dangerous or cause a short circuit and damage the product;
- Do not drop the device and subject it to impact, or use it in a strong vibration environment to avoid damage or affect the charging effect;
- This device can only be charged with the matching power adapter;
- Please consult your local dealer or our company's customer service center in case of failure.

Bumper

Additional protection for the tablet with the bumper. All connections, cameras and scanners can still be used.



Handstrap

Safe one-hand operation.
The hand strap is screwed onto the tablet with four screws.



Digital Pen

Digitizer active pen (rechargeable via micro-USB)



Bluetooth Card Reader

ISO/IEC 7816-1,2,3,4; ISO 14443 Type A and Type B;
BLE for mobile devices; Micro USB for connecting PC and recharging

